


## Preparing Main Squeeze™ for Use

Remove your new Main Squeeze™ variable pressure stroker from the plastic bag and disassemble it to remove any additional packaging materials from the ULTRASKYN™ tunnel and other parts.

Package contents may settle during transportation. When reassembling Main Squeeze, make sure the groove in the ULTRASKYN™ insert aligns with the top edge of the case, and the molded entry point is convex above the case.

*Unpowdered ULTRASKYN™, like the clear tunnel used in the OPTIX™ model, has a naturally sticky feel. It's safe to use this way, but you may wish to clean the ULTRASKYN™ tunnel before use; see Care & Maintenance page for cleaning instructions and more information.*

ULTRASKYN™ warms to body temperature with use and can be warmed using the Main Squeeze™ Warming Accessory (sold separately). Users may also remove the ULTRASKYN™ tunnel from the case, immerse in warm water to heat, shake off excess water, and reinsert into the case.



Remove foam packing insert and discard before use.

## Care & Maintenance for Main Squeeze™

**To disassemble**, gently pull from the top to remove the ULTRASKYN™ stroker tunnel from inside the case. Remove squeeze plate from its magnetic lock, or from inside of case if it falls in.

**Wash each section** with Main Squeeze™ Toy Cleaner\* or mild soap and warm water and allow to air dry completely before storage/reassembly. A stickier texture is normal when ULTRASKYN™ is clean and unpowdered. This is its natural texture and does not mean your product is defective.

**Dust the ULTRASKYN™ section** with Main Squeeze™ Refresh Powder\*, reassemble Main Squeeze™, and store in a cool, dry place with both caps on.



*When using the clear OPTIX™ model, skip this step to maintain the appearance of the clear ULTRASKYN™ insert. Powdering will not damage OPTIX™, but will result in a non-sticky frosted appearance.*



## Using Main Squeeze™

Apply the water-based lubricant of your choice to your penis and the opening of the ULTRASKYN™ tunnel. (You may need to self-stimulate to become erect enough to penetrate the opening of the ULTRASKYN™ tunnel.)

Stroke up and down the shaft of the penis, using the built-in squeeze plate to apply pressure wherever and whenever you choose.

The end cap of the Main Squeeze™ can be adjusted to create an airtight seal for a stronger or gentler suction effect. For best results, open end cap, insert penis into ULTRASKYN™ tunnel, and adjust end cap to the preferred suction intensity.



*To use the Pop-Off open-ended model, which is designed to penetrate all the way through, remove both caps and follow instructions above.*

**To reassemble after cleaning**, return squeeze plate to its magnetic dock inside the case. Gently press down and twist the ULTRASKYN™ insert into the case until it returns to its original position. Replace caps at each end, and store in a cool, dry place.

\* Main Squeeze™ Toy Cleaner and Refresh™ Powder sold separately.



**DOC JOHNSON®**



## To Use Vibro with the Vibrating Bullet (5100-05-BX model)

Disassemble Main Squeeze according to the instructions.

Twist vibrating bullet to On position; vibration will not begin yet.

Locate the opening on the side of Vibro's ULTRASKYN™ insert and gently stretch it around the vibrating bullet, while pressing bullet into the pocket lengthwise toward the top of the insert.


Reassemble Main Squeeze™ according to the instructions, positioning the bullet under the squeeze plate or another area according to your preference.

**Press and hold**  on wireless remote to activate vibrating bullet.

**Press**  without holding to cycle through the bullet's vibrating modes.

**Press and hold**  again to power off vibrations.

Disassemble Main Squeeze™, remove vibrating bullet using the attached loop, and twist to Off position to avoid draining the battery. Store separately from other toys when not in use.



Waterproof Bullet uses 4 LR44 cell batteries (included)



Wireless Remote uses 1 CR2032 battery (included)



Socialize with the Doc  
www.docjohnson.com/social-media



# MAINSQUEEZE™

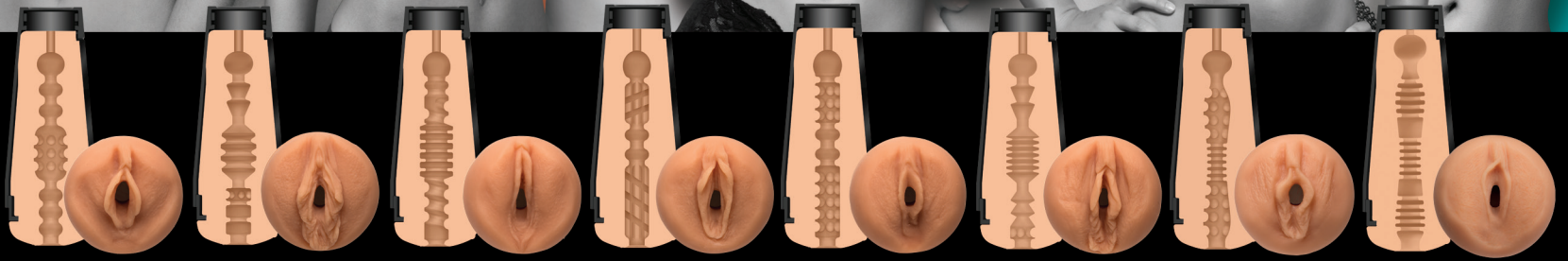
• VARIABLE PRESSURE •  
ULTRASKYN™ STROKER

## USAGE AND CARE

Available in classic lifelike and non-anatomical shapes, plus a series molded directly from the bodies of the all-time hottest porn stars, Doc Johnson's Main Squeeze™ features a suction-adjusting end cap, snug textured interior in lifelike ULTRASKYN™, and user-controlled squeeze plate, making it the most stimulating and discreet hard-case stroker on the market.

For warranty information and product registration, please visit us online at docjohnson.com

Copyright © 2018 Doc Johnson Enterprises  
KIN 5200-05



**SASHA GREY** 5200-05-BX    **BELLA DONNA** 5200-06-BX    **JESSIE ANDREWS** 5200-07-BX    **FAYE REAGAN** 5200-08-BX    **REMY LACROIX** 5200-09-BX    **VICKY VETTE** 5200-10-BX    **DANI DANIELS** 5200-11-BX    **BLAIR WILLIAMS** 5200-12-BX

**8 SEXY SUPERSTARS! 8 UNIQUE TEXTURES! COLLECT THEM ALL!**



**SUCTION CUP ACCESSORY**  
5200-50-BX

**WARMING ACCESSORY**  
5204-01-BX



**THE VIRGIN**  
5202-04-BX  
*Replacement*  
5202-04-CD

**THE VIBRO**  
5100-05-BX



**CRYSTAL BLUE**  
5202-31-BX

**CRYSTAL**  
5202-30-BX



**WATER-BASED LUBRICANT**

**TOY CLEANER**  
5205-04-BU

**Standard**  
5205-01-BU

**TINGLING**  
5205-03-BU

**REFRESH POWDER**  
5205-05-BU

**WARMING**  
5205-02-BU



**ORIGINALS**

**VANILLA**  
5202-01-BX

**CARAMEL**  
5202-02-BX

**CHOCOLATE**  
5202-03-BX



**OPTIX™ POP-OFF**

**CRYSTAL**  
5203-01-BX

**CRYSTAL BLUE**  
5203-02-BX

**CRYSTAL PUSSY & ASS**  
5203-03-BX